


# LINQ8ACM and LINQ8ACMCB

## Network Access Power Controllers



Altronix LINQ8ACM and LINQ8ACMCB are UL Listed dual input network access power controllers which can be installed in Altronix wall and rack mount enclosures to facilitate access control deployment. Access Power Controller's dual input design allows power to be steered from one (1) or two (2) independent low voltage 12 or 24 VDC Altronix power supplies to eight (8) independently controlled fuse (LINQ8ACM) or PTC (LINQ8ACMCB) protected outputs. Outputs are activated by an open collector sink, normally open (NO), normally closed (NC) dry trigger input, or wet output from an Access Control System, Card Reader, Keypad, Push Button, PIR, etc. LINQ8ACM(CB) will route power to a variety of access control hardware devices including Mag Locks, Electric Strikes, Magnetic Door Holders, etc. Outputs will operate in both Fail-Safe and/or Fail-Secure modes. The FACP Interface enables Emergency Egress, Alarm Monitoring, or may be used to trigger other auxiliary devices. The fire alarm disconnect feature is individually selectable for any or all of the eight (8) outputs. The spade connectors allow you to daisy chain power to multiple LINQ8ACM(CB) modules. This feature allows you to distribute the power over more outputs for larger systems.



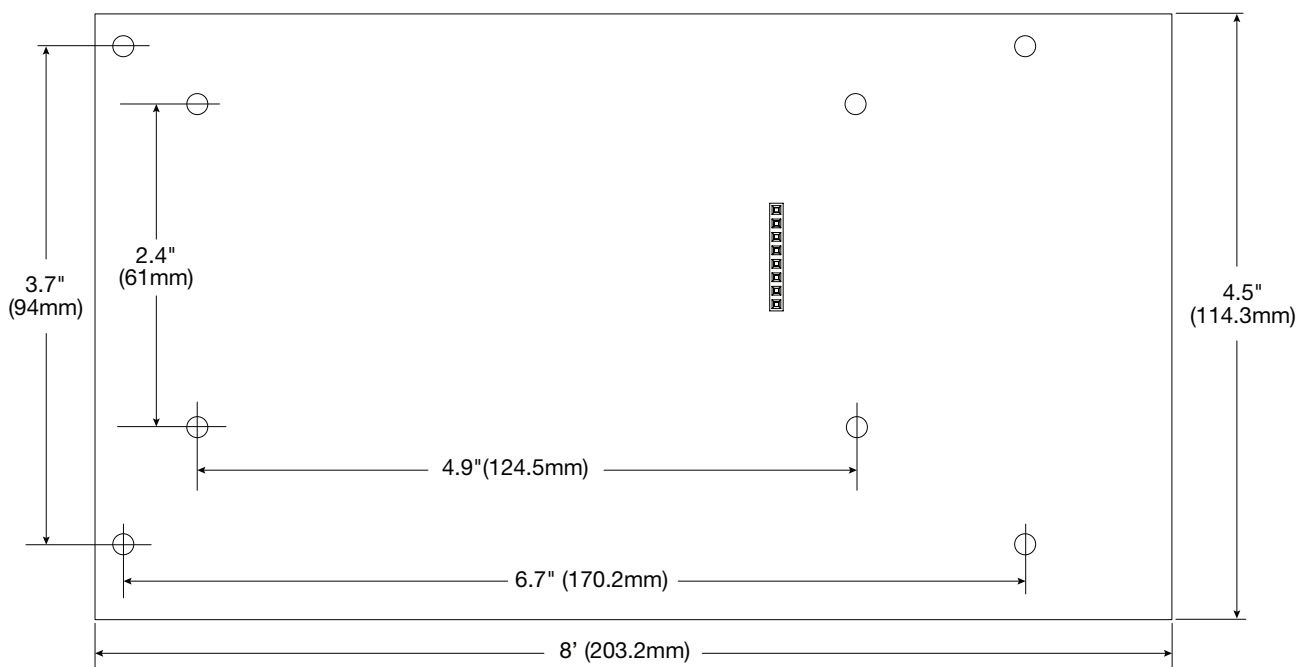
LINQ8ACM

LINQ8ACM and LINQ8ACMCB have built-in LINQ technology which facilitates monitoring, reporting, and control of one (1) or two (2) low voltage AC or supervised DC power supply/chargers over the network. They report diagnostics via Email and Windows Dashboard Alert notifications, greatly reducing system downtime and eliminating unnecessary service calls. LINQ8ACM and LINQ8ACMCB retrofit with most currently installed multi-output power supply/chargers.

### Board Dimensions (L x W x H) and Drawing

8" x 4.5" x 1.25" (203.2mm x 114.3mm x 31.8mm)

Mounting Holes' Tolerance: +/- 0.04 in. (1mm).



#### Lifetime Warranty

### Specifications

#### Input

Two (2) Independent Low Voltage Inputs

#### Input Voltage Options:

##### Single Input:

Input1: 12 or 24 VDC from eFlow series power supply

##### Dual Input Option 1:

- Input 1: 12 or 24 VDC from eFlow series power supply
- Input 2: a) 12 or 24 VDC from eFlow series power supply  
b) 5 or 12 VDC from VR6 voltage regulator

##### Dual Input Option 2:

12 and 24 VDC from Tango1B PoE Driven Power Supply

#### Voltage Range

LINQ8ACM: 5VDC to 24VDC, up to 10A each or 20A total input

LINQ8ACMCB: 5VDC to 24VDC up to 10A each or 16A total input

Current Consumption: 0.6A @ 12V, 0.3A @ 24V with all relays energized

Main Fuse Rating 15/32A

#### Outputs

LINQ8ACM: Fuse protected outputs rated @ 2.5A per output, non power-limited. Total output 20A max.

LINQ8ACMCB: PTC protected outputs rated @ 2A per output, Class 2 power-limited. Total output 16A max.

Do not exceed the individual power supply ratings

Any of the eight (8) fuse/PTC protected power outputs are selectable to follow power Input 1 or Input 2

Individual outputs may be set to OFF position for servicing

#### Output Ratings:

LINQ8ACM: Fuses are rated 3A/32V each

LINQ8ACMCB: PTCs are rated 2A each

Total output current is determined by the power supply(ies), not to exceed a maximum of 10A for each input.

#### Programming Features:

##### Eight (8) Programmable Outputs:

- Fail-safe, fail-secure or auxiliary outputs
- Input controlled or manually controlled through software
- High (over) and low (under) voltage and current monitoring by output
- Multiple outputs may be programmed to be triggered by a single input
- Battery back-up by output

#### Programming Features (cont'd):

##### Eight (8) Programmable Trigger Inputs:

- Normally open (NO)
- Normally closed (NC)
- Open collector sink inputs
- Wet Input (5VDC - 24VDC) with 10k resistor
- Any combination of the above

##### Other Programmable Trigger Inputs:

- Monitor power supply(ies) input for voltage and current limits (high/low)
- Input and output current calibration
- Programmable timer events
- Programmable user levels
- Enable or disable alerts by type
- Programmable alert reporting delay

#### Fire Alarm Disconnect

Supervised Inactive, latching or non-latching, individually selectable for any or all of the eight (8) outputs

EOL 10K Resistor

#### LED Indicators

Green AC LED: indicates AC trouble condition

Green BAT LED: indicates battery trouble condition

Green FACP LED: indicates FACP disconnect is triggered

Flashing Blue Heartbeat LED: indicates network connection

Individual OUT1 - OUT8 Red LEDs: indicate outputs are triggered

Individual Voltage LEDs: indicate 12VDC (Green) or 24VDC (Red)

#### Agency Listings

##### UL:

UL 294 7th Edition: Access Control System Units.

#### Physical and Environmental

##### Dimensions (W x L x H)

8" x 4.5" x 1.25" (203.2mm x 114.3mm x 31.8mm)

Product Weight 0.7 lb. (0.32 kg)

Shipping Weight 0.95 lb. (0.43 kg)

##### Temperature

Operating 0°C to 49°C (32°F to 120°F)

Storage -20°C to 70°C (-4°F to 158°F)

Relative Humidity 93% +/-5%

BTU/Hr. (approx.): 4 BTU/Hr.

Mounting hardware included


### Accessories



#### VR6

##### Voltage Regulator

Converts a 24VDC input into a regulated 5VDC or 12VDC selectable output at up to 6A. Altronix VR6 & LINQ8ACM(CB) easily snap together to provide 5VDC or 12VDC and 24VDC simultaneously – individually selectable for each of the 8 outputs... all on one footprint!



#### Tango1B

##### PoE Driven Power Supply

Converts an IEEE802.3bt 4PPoE input into a regulated 24VDC and/or 12VDC output up to 65W. Eliminates the need for high voltage power supply inside of an enclosure. 8-pin connector allows for stacking with compatible Altronix sub-assemblies such as LINQ8ACM(CB), saving enclosure space.

#### Lifetime Warranty