

ON ACCESS & PO
ESS & POWER IN
INTEGRATION

— STREAMLINE DESIGN & DEPLOYMENT

 | Altronix


TRIVIVE™

 Altronix

TROVE

Easily combine Altronix power and accessories with access controllers from the industry's leading manufacturers - Reducing installation and labor costs!

- Trove streamlines access control design and deployment, increasing profits and ROI.
- Removable backplanes allow you to configure and test prior to on-site installation.
- Trove enclosures are available in different sizes and configurations to meet your project scope – including wall mount, rack mount and outdoor models.
- **Pre-configured kits are available with power distribution, finger duct and wire assemblies.**
- Combine both access and intrusion modules for various brands - all in one enclosure, for added value!
- Optional LINQ™ Networked Power Management Technology allows you remotely monitor, control and report power/diagnostics, streamlining service and maintenance operations by leveraging the network.
- Altronix products are TAA & NDAA compliant
- Our free online Trove System Design tool simplifies the design and product selection process: www.altronix.com/system_design_tools/trove





TROVE2

- Knockouts accommodate up to 2.0" conduit
 - Accommodates four (4) 12VDC/12AH batteries
- Dimensions: 27.25" H x 21.75" W x 6.5" D

TROVE3


- Knockouts accommodate up to 2.0" conduit
 - Accommodates four (4) 12VDC/12AH batteries
- Dimensions: 36.12" H x 30.12" W x 7.06" D



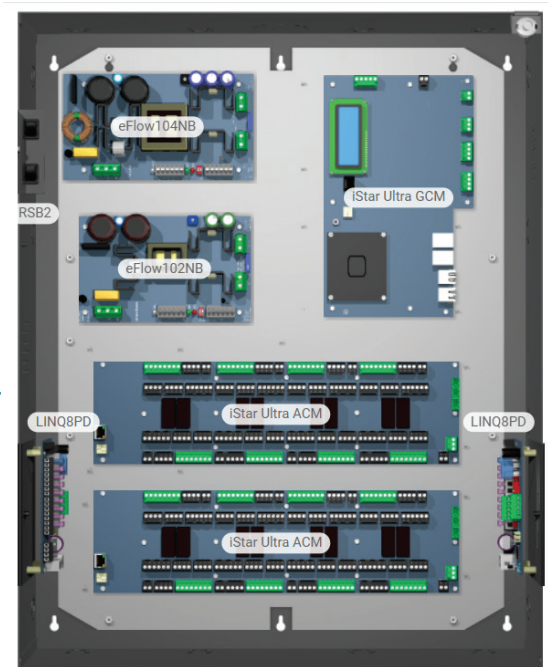
TROVE RACK MOUNT

- 2U, 24" or 36" deep rack drawer on extendable rails
 - Integrated Z bracket on rear facilitates wiring
- Dimensions: 3.375" H x 19" W x 24" D

Altronix Model	Description/Sub-Assemblies	System Capacity	Compatible Software House Models
<i>Trove 2 Series - Accommodates Altronix Power and Distribution with Controllers</i>			
TROVE2SH2	Enclosure + Backplane	16-Doors	iStar ACM SE, iStar Pro ACM, iStar Pro GCM, iStar Ultra GCM, iStar Ultra ACM, i8, r8, i8 CSI
TSH2	Backplane only		
<i>Trove 2 Series Pre-assembled Kits</i>			
T2SK7F8	eFlow104NB, ACM8, VR6, PDS8, RSB1	8-Doors	
T2SK7F8D	eFlow104NB, ACM8CB, VR6, PDS8CB, RSB1		
T2SK75F	eFlow104NB, eFlow102NB	16-Doors	
T2SK75F16Q	eFlow104NB, eFlow102NB, 2-LINQ8PD, RSB2		
T2SK75F16DQ	eFlow104NB, eFlow102NB, 2-LINQ8PDCB, RSB2		
220VAC units available upon request, add suffix "V" (T2SK7F8V)			




T2SK7F8
8-Door Access System with Power



T2SK75F16Q
16-Door Access System with Power


Altronix Model	Power Supply/Charger(s)	Description/Sub-Assemblies	System Capacity	Compatible Software House Models	
<i>Trove 3 Series - Accommodates Altronix Power and Distribution with Controllers</i>					
TROVE3SH3	N/A	Enclosure + Backplane	16-Doors	iStar ACM SE, iStar Pro ACM, iStar Pro GCM, iStar Ultra GCM, iStar Ultra ACM, i8, r8, i8 CSI	
TSH3	N/A	Backplane only			
<i>Trove 3 Series Pre-assembled Kits</i>					
T3SK758	AL1024ULXB2, AL1012ULXB	ACM8, PD8UL, RSB2	8-Doors		
T3SK75F8	eFlow104NB, eFlow102NB				
T3SK758D	AL1024ULXB2, AL1012ULXB	ACM8CB, PD8ULCB, RSB2	16-Doors		
T3SK75F8D	eFlow104NB, eFlow102NB				
T3SK7516	AL1024ULXB2, AL1012ULXB	2-ACM8, PD8UL, RSB2	16-Doors		
T3SK75F16	eFlow104NB, eFlow102NB				
T3SK7516D	AL1024ULXB2, AL1012ULXB	2-ACM8CB, PD8ULCB, RSB2	24-Doors		
T3SK75F16D	eFlow104NB, eFlow102NB				
T3SK77724S	3-AL1024ULXB2	2-ACMS12, 2-PDS16, 2-VR6, RSB2, RSB1	24-Doors		
T3SK777F24S	3-eFlow104NB				
T3SK77724SD	3-AL1024ULXB2	2-ACMS12CB, 2-PDS16CB, 2-VR6, RSB2, RSB1	24-Doors		
T3SK777F24SD	3-eFlow104NB				
220VAC units available upon request, add suffix "V" (T3SK75F8V)					

T3SK777F24SD
24-Door Access System with Power



Pre-configured Access and Power Integration Kits

Altronix Model	Description	System Capacity	Compatible Software House Models
<i>Trove2 Series - Includes Power Distribution, Wire Assemblies for Controllers and Finger-duct for Wire Management</i>			
<i>Fuse Protected Models</i>			
T2SH7XK1	Trove2SH2 with eFlow104NB, ACMS8, VR6, PDS8, RSB1	8-Doors	1 - iStar Ultra GCM and 1 - iStar Ultra ACM
T2SH75XK1Q2P	Trove2SH2 with eFlow104NB, eFlow102NB, LINQ2, NetWay5A, LINQ8PD, RSB2	16-Doors	1 - iStar Ultra GCM and 2 - iStar Ultra ACM
<i>PTC Protected Models</i>			
T2SH7XK1D	Trove2SH2 with eFlow104NB, ACMS8CB, VR6, PDS8CB, RSB1	8-Doors	1 - iStar Ultra GCM and 1 - iStar Ultra ACM
T2SH75XK1DQ2P	Trove2SH2 with eFlow104NB, eFlow102NB, LINQ2, NetWay5A, LINQ8PDCB, RSB2	16-Doors	1 - iStar Ultra GCM and 2 - iStar Ultra ACM
220VAC units available upon request, add suffix "V" (T2SH7XK1V)			



Removeable Backplane
For ease of deployment


Finger Duct Option
For wire management

Altronix Power Distribution
Supporting the Mercury Hardware


Custom Wire Assemblies
Factory installed and include terminal block connections for Mercury hardware for ease of installation

Pre-configured Access and Power Integration Kits

Altronix Model	Description	System Capacity	Compatible Software House Models
<i>Trove3 Series - Includes Power Distribution, Wire Assemblies for Controllers and Finger-duct for Wire Management</i>			
<i>Fuse Protected Models</i>			
T3SH75XK1	Trove3SH3 with eFlow104NB, eFlow102NB, 2-ACMS8, PDS16, RSB2	16-Doors	1- iStar Ultra GCM and 2 - iStar Ultra ACM
T3SH75XK1Q	Trove3SH3 with eFlow104NB, eFlow102NB, 2-LINQ8ACM, PDS16, RSB2	16-Doors	1- iStar Ultra GCM and 2 - iStar Ultra ACM
T3SH777XK1	Trove3SH3 with 3-eFlow104NB, 3-ACMS8, 2-VR6, 2-PDS16, RSB2, RSB1	24-Doors	1- iStar Ultra GCM and 3 - iStar Ultra ACM
T3SH777XK1Q	Trove3SH3 with 3-eFlow104NB, 3-LINQ8ACM, 2-VR6, 2-PDS16, RSB2, RSB1	24-Doors	1- iStar Ultra GCM and 3 - iStar Ultra ACM
<i>PTC Protected Models</i>			
T3SH75XK1D	Trove3SH3 with eFlow104NB, eFlow102NB, 2-ACMS8CB, PDS16CB, RSB2	16-Doors	1- iStar Ultra GCM and 2 - iStar Ultra ACM
T3SH75XK1DQ	Trove3SH3 with eFlow104NB, eFlow102NB, 2-LINQ8ACMCB, PDS16CB, RSB2	16-Doors	1- iStar Ultra GCM and 2 - iStar Ultra ACM
T3SH777XK1D	Trove3SH3 with 3-eFlow104NB, 3-ACMS8CB, 2-VR6, 2-PDS16CB, RSB2, RSB1	24-Doors	1- iStar Ultra GCM and 3 - iStar Ultra ACM
T3SH777XK1DQ	Trove3SH3 with 3-eFlow104NB, 3-LINQ8ACMCB, 2-VR6, 2-PDS16CB, RSB2, RSB1	24-Doors	1- iStar Ultra GCM and 3 - iStar Ultra ACM
<i>220VAC units available upon request, add suffix "V" (T2SH75XK1V)</i>			



Front view →




*Boards not included

Cam Lock

Power LEDs

← Rear view



Line Cord

Z Bracket Included

2U Drawer on
extendable rails
for easy access

Altronix Model	Power Supply/Charger(s)	Description/Sub-Assemblies	System Capacity	Compatible Access Controller Models
<i>Software House Trove1R Series - Accommodates Altronix Power and Distribution with Controllers</i>				
TROVE1SH1R	N/A	2U Rack 19" Depth Enclosure + Backplane	16-Doors	iStar ACM SE, iStar Pro ACM, iStar Ultra ACM, i8, r8, i8 CSI
<i>Trove 1R Series Pre-assembled Kits</i>			8-Doors	
T1RSH38	AL600ULXB	ACMS8, VR6		
T1RSH3F8	eFlow6NB			
T1RSH38D	AL600ULXB	ACMS8CB, VR6		
T1RSH3F8D	eFlow6NB			
<i>220VAC units available upon request, add suffix "V" (T2RSH3F8V)</i>				




T1RSH3F8
8-Door Rack Mount Access System with Power



Optional Accessory:

- RE2 - Rack Mount Battery Enclosure (2U)
Accommodates up to four (4) 12VDC/7AH batteries

Altronix Model	Description	Number of Outputs	Dimensions
ACM4 / ACM4CB	4-Output Access Power Controller	4	5.175" x 3.36" x 1.25"
ACM8 / ACM8CB	8-Output Access Power Controller	8	8" x 4.5" 1.25"
ACMS8 / ACMS8CB	Dual Input, 8-Output Access Power Controller	8	8" x 4.5" 1.25"
ACMS8K1 / ACMS8CBK1	Dual Input, 8-Output Access Power Controller and Voltage Regulator Kit	8	8" x 4.5" 2.125"
ACMS12 / ACMS12CB	Dual Input, 12-Output Access Power Controller	12	8" x 4.5" 1.25"
LINQ8PD / LINQ8PDCB	Dual Input, 8-Output Network Power Distribution Module - Control, Monitor and report Power/Diagnostics	8	5.5" x 3.625" x 1.25"
LINQ8ACM / LINQ8ACMCB	Dual Input, 8-Output Network Power Access Power Controller - Control, Monitor and report Power/Diagnostics	8	8" x 4.5" x 1.25"
LPD	Low Power Disconnect Module (12/24VDC input)	N/A	2" x 2.75" 1"
MOM5	5-Output Power Distribution Module with Fire Alarm Interface	5	5.25" x 3.5" x 1"
NETWAY5A	5-Port Switch Board Facilitates Network Drops (10/100)	5	5.625" x 3.5" x 1"
NETWAY5B	5-Port Switch Board Facilitates Network Drops (10/100/100)	5	5.625" x 3.5" x 1"
NETWAY5P	5-Port Hardened PoE+ Switch Board	5	5.6" x 3.6" x 0.75"
NETWAY5PQ	5-Port Hardened Managed PoE+ Switch Board	5	5.6" x 3.6" x 0.75"
PD4UL / PD4ULCB	4-Output Power Distribution Module	4	5.21" x 3.25" x 1"
PD8UL / PD8ULCB	8-Output Power Distribution Module	8	5.21" x 3.25" x 1"
PDS8 / PDS8CB	Dual Input, 8-Output Power Distribution Module	8	5.375" x 3" x 1"
PDS8K1 / PDS8CBK1	Dual Input, 8-Output Power Distribution Module and Voltage Regulator Kit	8	5.375" x 3" x 2"
PD16W / PD16WCB	16-Output Power Distribution Module	16	5.875" x 6" x 0.95"
PDS16 / PDS16CB	Dual Input, 16-Output Power Distribution Module	16	5.375" x 3" x 1"
VR6	Stackable Voltage Regulator Converts a 24VDC input to 5VDC or 12VDC at 6A	1	5.375" x 3" x 1"
VR10	Stackable Voltage Regulator Converts a 24VDC input to 5VDC or 12VDC at 10A	1	5.375" x 3" x 1"



Stackable sub-assemblies save valuable enclosure space, allowing for more power distribution and access controllers.

Optional Accessories for TROVE Series

Altronix Model	Description	
BL3	18" Battery Leads (black and red)	
BL4	8" Battery Series Jumper (yellow)	
BL6	68" Battery Leads (black and red)	
BR1	Add-on mounting bracket. Mount additional Altronix sub-assemblies to the enclosure's side wall.	
BT126	12VDC / 7AH Rechargeable Battery	
BT1212	12VDC / 12AH Rechargeable Battery	
BTL125	Rechargeable 12V Lithium Iron Phosphate (LiFePO4) Battery	
CLK1	Thumb Lock. Fits Trove1, Trove2 and Trove3 enclosures.	
DNP1	Altronix DIN Rail Adapter Plate accommodates the following sub-assemblies: ACM4(CB), ACM8(CB), ACM8(CB), ACMS8(CB), ACMS12(CB), LINQ8PD(CB), LINQ8ACM(CB), MOM5, NETWAY5A, NETWAY5B, NETWAY5P, NETWAY5PQ, PD4UL(CB), PD8UL(CB), PDS8(CB), PDS16(CB)	
GB1	Altronix Adapter Plate for Genetec Synergis Cloud Link (For Mercury and HID/Vertx)	
MM4	Mounting Magnets. 26 lbs. holding force. Pack of 4.	
MM8	Mounting Magnets. 26 lbs. holding force. Pack of 8.	
MM12	Mounting Magnets. 26 lbs. holding force. Pack of 12.	
MM24	Mounting Magnets. 26 lbs. holding force. Pack of 24.	
PSC1	Power Supply Protective Cover (Includes standoffs)	
RSB1	Rocker Switch with Bracket - Includes single Master Power ON/OFF Switches and Wires	
RSB2	Rocker Switches with Bracket - Includes two (2) Master Power ON/OFF Switches and Wires	
SPACER1	5/8" Nylon female/female spacers (standoffs) with 6/32 screws. Pack of 25.	
SPACER3	5/8" Aluminum female/female spacers (standoffs) with 6/32 screws. Pack of 25.	
SPACER4	5/8" Nylon male/female spacers (standoffs) with 6/32 screws. Pack of 25.	
SPACER5	5/8" Nylon snap-on spacers (standoffs) with 6/32 screws. Pack of 32.	
SPACER6	1" Aluminum female/female spacers (standoffs) with 6/32 screws. Pack of 4.	
SPACER7	5/8" Aluminum male/female spacers (standoffs) with 6/32 screws. Pack of 25.	
SPACER8	1" Nylon female/female spacers (standoffs) with 6/32 screws. Pack of 4.	
SPACER9	5/8" Aluminum spacers (standoffs) with 4/40 screws. Pack of 8.	
WM5	Magnetic cable tie mount. Accommodates standard zip ties. 16 lbs. holding force. Pack of 5.	
WM10	Magnetic cable tie mount. Accommodates standard zip ties. 16 lbs. holding force. Pack of 10.	
WM25	Magnetic cable tie mount. Accommodates standard zip ties. 16 lbs. holding force. Pack of 25.	
WM100	Magnetic cable tie mount. Accommodates standard zip ties. 16 lbs. holding force. Pack of 100.	

Rev. 0124

ER INTEGRATIO GRATION ACCE CESS & POWER



140 58th Street | Brooklyn, NY 11220 | 718.567.8181 | info@altronix.com